



2016

ICCA Statistics Report Country & City Rankings Public Abstract





مركز قطر الوطني للمؤتمرات
Qatar National Convention Centre

DON'T JUST TELL YOUR STORY SHOW IT OFF

The Qatar National Convention Centre (QNCC) provides empowering settings for every event to thrive. We pride ourselves in knowing that there is no meeting too small or event too big to find a home. Our endless features and offerings reflect our ambition to be your venue of choice. At QNCC, we go beyond convention to get the best out of your event.



+ 974 4470 7000



www.qncc.qa



The International Association Meetings Market 2016

ICCA Statistics Report - Public Abstract

© June 2017. Copying this report, or any portion of it, is strictly prohibited without the prior approval of ICCA. ICCA makes every effort to ensure the accuracy of published material, but cannot be held liable for errors, misprints or out of date information in this publication. ICCA is not responsible for any conclusions drawn from this report.

For more information about ICCA, please visit www.iccaworld.org



ibtm[®] events
connections mean everything



Contents

6	Introduction
8	ICCA: The Global Expert in International Association Meetings
12	The International Meetings Market
15	Worldwide ranking: number of meetings per country
18	Worldwide ranking: estimated number of participants per country
20	Worldwide ranking: number of meetings per city
36	Worldwide ranking: estimated number of participants per city
37	Europe ranking: number of meetings per country
38	Europe ranking: number of meetings per city
44	Asia Pacific & Middle East rankings: number of meetings per country
45	Asia Pacific & Middle East rankings: number of meetings per city
48	Latin – & North America rankings: number of meetings per country
49	Latin – & North America rankings: number of meetings per city
52	Africa rankings: number of meetings per country
53	Africa rankings: number of meetings per city

Connections
mean
everything.



ibtm® events
connections mean everything

Leading events connecting the global meetings,
events and incentives industry

ibtm® events connect businesses the world over. We're globally recognised for providing the stages on which meetings, events and incentives businesses can perform, connect with each other and prosper.

Last year our events and exhibitions connected 5,000 suppliers from over 100 countries, with 19,000 meetings and events planners. We were the catalyst for 120,000 face-to-face appointments between exhibitors and Hosted Buyers®.

When businesses connect at ibtm events, great things happen.

Connections mean everything.

www.ibtmevents.com



IBTM, the ibtm events logo, RELX Group and the RE symbol are trade marks of RELX Intellectual Properties SA, used under license. Reed Exhibitions and Reed Travel Exhibitions are trade marks of RELX Group plc. Hosted Buyer is a trade mark of Reed Exhibitions Limited.

Introduction

An all time record number of association meetings in 2016

Throughout 2016, ICCA captured 12,212 rotating international association meetings taking place which is a clear all-time record for ICCA's annual snapshot of immediate past year's meetings data, and 136 additional meetings compared to 2015.

This was another decade of great success for the sector as ICCA identifies more than double the number of association meetings in a decade: from just under 6,000 in 2006 to over 12,000 in 2016.

This means that the trend of exponential growth, as identified in ICCA's advocacy report "A modern history of international association meetings: 1963-2013", published at ICCA's 50-year anniversary in 2013 (available on www.icca50.com – downloaded from the ICCA website alone over 35,000 times), continues to apply: The number of association meetings continues to double every decade.

ICCA's Researchers also spotted an additional 710 meetings for 2015, and 524 for 2014. The ICCA Association Database now includes 20,000 regularly occurring meeting series, 220,000 meeting editions and 11,500 international associations.

2016 City rankings: Paris reclaims the top spot

Paris, number one in 2014, takes over first place again with 196 meetings in 2016 – one more meeting than last year's number one, Berlin. Even though the order is quite different, this year's top 5 cities were also represented in last year's top 5. Vienna climbs 2 places to second and Barcelona remains third. Berlin drops from first to fourth place and London remains fifth. Singapore is the first Asian city jumping one place from seventh to sixth. Madrid drop 2 places from a shared fifth in 2015 to a shared seventh in 2016. Newcomers in the top 10 compared to last year are Amsterdam, twelfth last year and now sharing seventh place with Madrid, and Seoul jumping from 13th to tenth. Like last year, Lisbon is ninth.

Top 5 city ranking by number of meetings organised in 2016

Rank	City	# of Meetings organised in 2016
1	Paris	196
2	Vienna	186
3	Barcelona	181
4	Berlin	176
5	London	153

2016 Country rankings: France climbs one space

The top 10 is made up of the same countries as last year, with some minor shift and one newcomer on a shared tenth place. U.S.A. remains number one with 934 meetings in 2016; 9 more than in 2015. Germany remains second and The United Kingdom remains third. France and Spain swap places: France is now fourth and Spain fifth. Italy and Japan remain sixth and seventh, while Japan now shares seventh place with China-P.R., which is climbing one place.

Top 5 country ranking by number of meetings organised in 2016

Rank	Country	# of Meetings organised in 2016
1	U.S.A	934
2	Germany	689
3	U.K	582
4	France	545
5	Spain	533

Once again our report provides clear evidence of the resilience and long-term continued growth of the international association meetings sector. Anecdotally, we hear that it is not just the traditional association meetings business that is in a healthy state: new association-type events are being created by groups of scientists and doctors, destinations are designing and hosting their own world-class STEM meetings and festivals (science, technology, engineering, maths), online discussions are migrating to the real world of concrete face-to-face interactions, and even corporate events are evolving into community gatherings of suppliers, clients, partners, investors, users, and academics, blurring the lines between the for-profit and not-for-profit sectors.

The Information Revolution and Knowledge Economy are experiencing continuing exponential growth, so it's hardly surprising that the entire association meetings community is responding in such a dynamic fashion. Traditional association meetings are growing strongly, but they are definitely no longer the only game in town!



Martin Sirk
CEO, International Congress and Convention Association



MARRIOTT MARQUIS
BANGKOK
QUEEN'S PARK



AT THE CAPITAL'S PULSING EPICENTER

The Bangkok Marriott Marquis Queen's Park opened its doors as the Marriott brand's largest property in Asia Pacific, and the first in the region to receive Marriott International's prestigious "Marquis" designation.

Located in downtown Bangkok, the hotel is surrounded by several of the city's most vibrant shopping, business and entertainment districts.

The 1,360 rooms and suites, combined with extensive convention and meeting facilities, as well as an array of diverse dining and recreational facilities, make the property a destination in itself.

Bangkok Marriott Marquis Queen's Park
199 Sukhumvit Soi 22, Sukhumvit Rd., Klongton, Klongtoey, Bangkok 10110, Thailand
T: +66 (0) 2 059 5555
E: mhrs.bkkqp.group.leads@marriott.com
WWW.BANGKOKMARRIOTTMARQUIS.COM

[Bangkokmarriottmarquis](https://www.facebook.com/Bangkokmarriottmarquis) [Marriottmarquisbkk](https://www.instagram.com/Marriottmarquisbkk)

ICCA: The global expert in international association meetings

ICCA (International Congress and Convention Association) is the **global community and knowledge hub** for the international association meetings industry and was founded in 1963 at a time when the meetings industry was beginning to expand rapidly. Today, with over 1,000 member companies and organisations in almost 100 countries worldwide, it is the most global association within the meetings industry and one of the most prominent organisations in the world of international meetings.

ICCA membership comprises leading companies and organisations specialising in handling, transporting and accommodating international meetings and events. ICCA specialises in the international association meetings sector, offering unrivalled data, communication channels, and business development opportunities.

ICCA's research department collects information on international association meetings. This information is available to ICCA members only, through the **ICCA Association Database** online. ICCA also functions as a platform for ICCA Members to share their expertise and marketing channels on the corporate meetings market.

ICCA Statistics Report for non-members

This publication is produced for associations, press, students and universities, consultants, and other potential ICCA members. The full ICCA Statistics Report is a member-only benefit. We have created this abstract to give non-members access to the country and city rankings by number of meetings in 2016 and provide background information on ICCA, the ICCA Association Database and ICCA Membership benefits.

Associations: ICCA Association Portal

ICCA has developed the Association Portal as a unique online platform for Association Executives, providing them with a safe environment where they can get in touch with peers and attain advice on how to organise world class meetings.

The Association Portal offers:

- Contact details of other Association Executives who have organised meetings in a destination you are considering for your next meeting.
- Possibility to update your meeting information we hold in our database to ensure tailored proposals from ICCA members.
- Access to advice publications, case studies on cuttingedge international association meetings, and other resources that can assist you in all areas of event management.
- Access to top suppliers from all branches of the

Whether you already have a bid document for your event or are considering compiling one, ICCA is happy to review it and make suggestions where and if needed.

If your meeting rotates at least between 3 countries, occurs regularly and attracts a minimum of 50 participants then you can apply to join the Association Portal.

To register for the ICCA Association Portal and for more information on any of the above benefits please visit the ICCA website:

www.associations.iccaworld.org or contact Ksenija Polla, CMP at ksenija.p@iccaworld.org

Press: how to use this report

As press you are free to use the data in this report for your articles, as long as you note ICCA as the source and www.iccaworld.org as a reference.

Please note that we would appreciate it if you could send us a link to the article in which ICCA is mentioned for our PR records and share your article with the #ICCAWorld online community.

Should you want to receive news releases from ICCA and/or ICCA members, please add your profile to the ICCA Press Database by **filling in this form**. Why should your updated profile be included in the ICCA Press Database? ICCA members are the leading suppliers in the international meetings industry and ICCA contact persons are usually the main marketing budget holders. The ICCA Press Database is used by our members both as a source of potential advertising channels, and also as a press list, which means they will be providing relevant information to you. So inclusion in the listing could be highly beneficial for you!

Please do not hesitate to contact Mathijs Vleeming at for more information about ICCA or the ICCA Statistics: mathijs.v@iccaworld.org

For more information about ICCA membership please contact Patricia Soen at ICCA Head Office: pat.s@iccaworld.org

Students and Universities

As a student, you are free to use the data in this report for your research, as long as you quote ICCA as the source and www.iccaworld.org as a reference.

Furthermore, we are always interested to receive examples of research that incorporate ICCA statistics.

ICCA: The global expert in international association meetings

ICCA is committed in educating young professionals in the meetings industry via the ICCA Education Fund. We have therefore developed a special scholarship programme for ICCA member universities, giving the ICCA University members the opportunity to create new competitive advantages over their non-ICCA-member universities.

Each of the Scholarships includes the following benefits for the students:

- Full congress attendance (including education and networking events)
- Customised briefing on how to get the best out of the Congress
- Behind the scenes briefing with ICCA Congress organising staff
- Opportunity to post research papers on the ICCA Congress website
- Opportunity to post CV on the ICCA Congress website
- Place CV at Student Scholarship Corner during the Congress

Check if your University is an ICCA member in the [ICCA Membership Directory Online](#). If you think that ICCA would be a valuable benefit to your University please contact Patricia Soen at ICCA Head Office: pat.s@iccaworld.org

Consultants and other potential ICCA members

All non-member organisations are free to use the data in this report, as long as you mention ICCA as the source and www.iccaworld.org as a reference. There are three options open to gain access to the complete ICCA statistics reports:

1. Join ICCA

If your company is regularly involved in studies and consultancy with regard to the international association meetings market, it will almost certainly be cost effective for you to join ICCA. The membership will enable your staff to access both the statistics reports and also to conduct tailor-made studies of our live database, as well as opening up valuable networking channels with the leaders of the international association meetings industry, who are potential future clients.

Why?

- To gain credibility
- To win more international business
- To improve professional standards
- To learn from peer groups

The next step is up to you!

If you wish to be part of this growing professional body, to improve your chances of increasing your business, or learn more about the industry you are in, then you should visit the ICCA Website:

www.iccaworld.org or immediately apply for information on ICCA membership from Head Office. You will be sure to find an enthusiastic welcome and an answer to any questions you may have on ICCA, its products, services and its members. Remember that being a successful ICCA member is about involvement. The greater the part you play within the association the greater your rewards. Again ICCA staff will be pleased to show you how you can raise your profile and increase your success. For more information about ICCA membership please contact Patricia Soen on: pat.s@iccaworld.org.

2. Sub-contract work to or partner with ICCA member consultants

There are a number of specialist meetings industry consultancy companies in ICCA membership, who are frequently involved in major project research and advice. They not only have access to our data and reports, but can provide invaluable specialist knowledge on the industry and client requirements. They frequently provide services for non-specialist consultancy companies. A listing is shown below; however please note that many other ICCA member companies may get involved in occasional ad hoc consultancy work in addition to their core business.

ICCA Member Consultants/Research Companies

Please find below a listing of ICCA Consultants and Research Companies per country. For the latest full contact details of ICCA members see also the [ICCA Membership Directory Online](#).

Australia

GainingEdge
www.gainingedge.com

Victoria University
www.vu.edu.au

China-P.R.

IME Consulting Co., Ltd.
www.ime-consulting.com.cn

Germany

Hochschule Osnabrueck University of Applied Sciences
www.wiso.hs-osnabrueck.de/schwaegermann.html

ICCA: The global expert in international association meetings

Worldwide Convention Specialists GdbR
<http://www.worldwideconventions.com>

Jochen Witt Consulting (jwc) GmbH
<http://www.jwc.eu.com>

tmf dialogmarketing GmbH
<http://www.tmf-dialogue.com>

Japan
Nomura Research Institute -NRI
<http://www.nri.co.jp/english/index.html>

Puerto Rico
InterVISTAS
<http://www.intervistas.com>

U.S.A.
Marketing Challenges International Inc.
<http://www.mcintl.com>

Development Counsellors International
<http://www.aboutdci.com>

Global Industry Development Network
<http://www.globalidn.com>

U.K.
Business tourism Consultants
<http://www.btconsultants.org>

Leeds Beckett University
<http://www.leedsbeckett.ac.uk/icreth>

Moulden Marketing Limited
<http://www.moulden-marketing.co.uk>

Watterston Associates Ltd.
(trading as Julie Watterston Associates)
<http://www.watterston.com>

Kennedy Integrated Solutions
Email: paul.kennedy@kennedyconsult.co.uk

The Right Solution Ltd.
<http://www.rightsolution.co.uk>

SFA Lead Generation
<http://www.sarahflemingassociates.com>

Mexia Communications
<http://www.mexiacommunications.com>

3. Work with ICCA members based in the city/country where you are conducting your research or consultancy project.

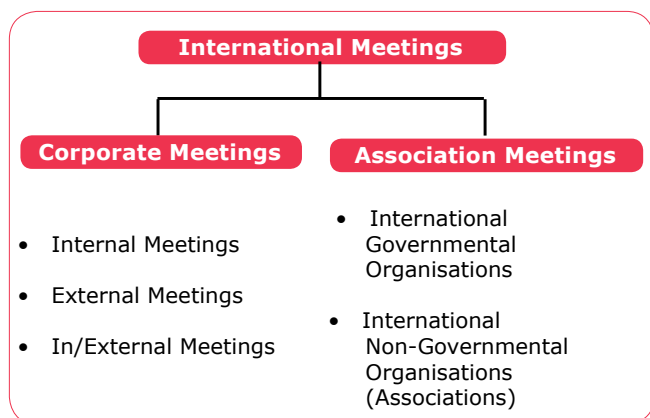
There are over 1,000 member companies and organisations in almost 100 countries worldwide, representing all the leading players in the international meetings field. It is probable that one or more are already key stakeholders in the projects you are working on. If this is the case, they will be able to provide access to the reports, on either a complimentary or paid-for basis. You can search for members in the public sections of the ICCA website, www.iccaworld.org, or we can provide advice on who to contact if you give us more information on your project, client, and partners.

The International Meetings Market

Segmentation

The international meetings market can be segmented in many different ways. It can be segmented by the size of the meetings, by the kind of people who visit the meetings, by the purpose of the meetings and by many more criteria.

However, the main criterion a supplier uses to segment the market is by the initiator of the meeting. The initiator determines what kind of meeting is organised and the kind of supplier services needed. When segmenting the international meetings market by initiator, two primary markets can be defined: Corporate Meetings and Non-corporate Meetings. The latter consists of international governmental organisations and international non-governmental organisations or associations.



ICCA’s area of expertise is in the international association meetings market, but it also assists ICCA members to share knowledge on the other segments.

Characteristics of the association market

The association market covers a wide range of meeting types and categories: medical meetings (the largest segment); scientific; other academic; trade organisations; professional bodies; social groupings. In terms of size, budget, duration and complexity there are massive variations between and also within categories. However, some similarities can be identified:

- Almost every ‘speciality’ has an association which holds one or more meetings.
- Most associations have meetings that are repeated at regular intervals. These can be annual, biennial etc.
- The destinations rotate. They rarely return to the same destination within a very short time-span.

- The initiative to host a meeting often comes from the local counterpart, e.g. the national association. If that body is difficult to motivate to organise the meeting, the chances are high that the meeting will be scheduled elsewhere.
- Association meetings have a very long lead-time; it is not unusual to find lead times of 5 years or more.
- It is estimated that a growing minority of about 25-30% of the decision-making processes no longer include an official bidding procedure, but have a “central initiator” who selects the location and venues based on pre-determined and strict criteria.

It is estimated that there are approximately 23,000 different association meetings organised on a regular basis.

The ICCA Association Database has collected information on approximately 90% of them.

The International Meetings Market

International association meetings: bidding and decision-making

An essential guide for any international association wishing to improve their bidding or decision-making methodology!

The aim of this publication is to assist international associations in improving their selection process and to become more conscious of the large number of variables that have to be taken into account in order to make a professional decision.

This publication is available to ICCA members via the ICCA member only section as well as to Association Executives via the ICCA Association Portal. **Find out more.**

Other sources of information on international meetings

The international meetings market is also analysed by the UIA (Union of International Associations). However, the criteria of the UIA meetings differ from the criteria ICCA uses.

UIA

For the purpose of its annual statistics, "international meetings" are defined by the UIA to include either one or both of the following criteria:

A. Meetings organised or sponsored by International Organisations that are included in the UIA's Yearbook of International Organisations

and

with at least 50 participants, or number of participants unknown.

B. Meetings not organised or sponsored by "International Organisations" but nonetheless of significant international character, notably those organised by national organisations and national branches of international organisations

and

At least 40 percent of the participants are from countries other than the host country and at least 5 nationalities are represented

and

Lasting at least 3 days, or unknown duration

and

With either a concurrent exhibition or at least 300

C. Meetings not organised or sponsored by "International Organisations" but nonetheless of significant international character, notably those organised by national organisations and national branches of international organisations

and

At least 40 percent of the participants are from countries other than the host country and at least 5 nationalities are represented

and

Lasting at least 2 days, or unknown duration

and

With either a concurrent exhibition or at least 250 participants

All meetings counted under the heading 'B' are also counted under the heading 'C'. The reverse is, equally logically, not true.

Excluded from UIA figures are:

- Purely national meetings, as well as those of an exclusively religious, didactic, political, commercial or sporting nature
- Meetings with strictly limited participation
- Corporate and incentive meetings

Whilst there is a considerable overlap between the events considered by ICCA and UIA for their statistics, the most important difference from a marketing point of view is that UIA's events include those which are held in a fixed location, whereas all of ICCA's events must rotate between at least three countries. UIA category "A" also includes intergovernmental and transnational meetings (e.g. EU and UN institutions).

Please note that since early 2010, ICCA has a data collaboration with UIA: 5,000 regularly occurring meetings within the ICCA Association Database have been enhanced through access to supplementary UIA data.

COLOMBIA

IS MAGICAL REALISM

Cartagena de Indias.

— *MEETINGS WITH A PURPOSE* —

THE GOOD THING ABOUT MAKING YOUR CONGRESS IN COLOMBIA IS THAT IN ADDITION TO HAVE THE INFRASTRUCTURE YOU ARE LOOKING FOR, YOU HAVE PEOPLE WITH THE PURPOSE OF SOLVING YOUR NEEDS AND WITH PRIDE AND PASSION FOR WHAT THEY DO.



Visit **COLOMBIA.TRAVEL**
#COLOMBIAISMAGICALREALISM

Created by the Colombian Government through ProColombia.

Malaysia

Asia's Business Events Hub

At the very centre of Southeast Asia and mid-point between the two fast growing economies of China and India, Malaysia is the gateway of Asia. With a dynamic economy and English-speaking people with a progressive world-view, Malaysia is where the world is coming to meet new discoveries and ideas. World-class infrastructure, great value for money and a unique window to Asian cultures and hospitality make Malaysia the meetings and conventions nexus of Asia.



For enquiries, please contact:

Malaysia Convention & Exhibition Bureau

Australia & New Zealand Representatives

Jackie Caldwell, Business Development Director

M: +61 (0) 403 892 289 E: jackie@myceb.com.my

Faye Langley, Business Development Manager

M: +61 (0) 432 194 669 E: faye@myceb.com.my

Europe Representative

Anette Palm, Director

T: +49 (0) 6307 401103 F: +49 (0) 6307 401104 E: anette@worldwideconventions.com

North America Representative

Jacqueline Hewitt, Vice President - Sales

T: +1 212 529 8484 E: jh@mcintl.com

Head Office

Level 20, Menara 2, Menara Kembar Bank Rakyat, No. 33 Jalan Rakyat, 50470 Kuala Lumpur, Malaysia

T: +603 2264 3000 F: +603 2276 4092 E: sales@myceb.com.my | www.myceb.com.my



2016 Country & City rankings

Worldwide ranking: number of meetings per country

RANK	COUNTRY	# MEETINGS
1	U.S.A.	934
2	Germany	689
3	United Kingdom	582
4	France	545
5	Spain	533
6	Italy	468
7	China-P.R.	410
	Japan	410
9	Netherlands	368
10	Canada	287
	Portugal	287
12	Austria	268
13	Republic of Korea	267
14	Sweden	260
15	Brazil	244
16	Australia	211
17	Poland	195
18	Belgium	194
19	Argentina	188
20	Switzerland	184
	Switzerland Convention & Incentive Bureau (SCIB)	www.MySwitzerland.com/meetings
21	Mexico	182
22	Denmark	180
23	Finland	178
24	Thailand	174
25	Greece	168
26	Ireland	157
27	Czech Republic	156
28	Singapore	151
29	Colombia	147
30	Norway	144
31	India	143
32	Chinese Taipei	141
33	Hungary	129
34	South Africa	125
35	Malaysia	115
	Malaysia Convention & Exhibition Bureau	www.myceb.com.my/
36	Chile	104
37	Turkey	103
38	Hong Kong, China-P.R.	99
39	Peru	98
40	Indonesia	94
41	United Arab Emirates	92
42	Russia	76

2016 Country & City rankings

Worldwide ranking: number of meetings per country

RANK	COUNTRY	# MEETINGS
43	Croatia	75
44	Slovenia	73
45	Romania	69
	Uruguay	69
47	New Zealand	67
48	Philippines	66
	Serbia	66
50	Vietnam	48
51	Panama	45
52	Estonia	44
53	Costa Rica	43
54	Lithuania	42
55	Cyprus	40
	Cyprus Tourism Organisation	www.visitcyprus.com
	Iceland	40
57	Latvia	38
	Malta	38
	Conventions Malta	http://conventionsmalta.com/
59	Macao, China-P.R.	37
	Morocco	37
61	Ecuador	36
62	Israel	34
63	Slovak Republic	33
64	Bulgaria	31
65	Paraguay	29
66	Dominican Republic	25
	Guatemala	25
	Sri Lanka	25
	Sri Lanka Convention Bureau	www.visitsrilanka.net
69	Cuba	23
70	Luxembourg	19
71	Egypt	18
	Kenya	18
	Rwanda	18
74	Puerto Rico	17
75	Bolivia	16
76	Qatar	15
	Qatar National Convention Centre	www.qncc.qa
77	Bosnia-Herzegovina	13
	Ghana	13
79	Cambodia	12
	Ethiopia	12
81	Georgia	11
	Myanmar	11
	Nigeria	11

2016 Country & City rankings

Worldwide ranking: number of meetings per country

RANK	COUNTRY	# MEETINGS
84	Jordan	10
	Monaco	10
	Tanzania	10
	Uganda	10
88	Albania	9
	Fiji	9
	Lebanon	9
	Nepal	9
92	Armenia	8
	Bahrain	8
	Bahrain Tourism and Exhibitions Authority (BTEA)	www.btea.bh
	Iran	8
	Kuwait	8
	Montenegro	8
	Tunisia	8
	Ukraine	8
99	Algeria	7
	Azerbaijan	7
	Bangladesh	7
	Botswana	7
	Honduras	7
	Ivory Coast	7
	Jamaica	7
	Mongolia	7
	Oman	7
	Senegal	7
	Zimbabwe	7
110	Mauritius	6
	Nicaragua	6
	Saudi Arabia	6
113	Cameroon	5
	Form.Yugosl.Rep.Macedonia	5
	Pakistan	5
	Others	103
	Totals	12,227

2016 Country & City rankings

Worldwide ranking: Estimated total number of participants per country

RANK	COUNTRY	# PARTICIPANTS
1	U.S.A.	401.332
2	Germany	280.108
3	United Kingdom	228.642
4	Italy	219.041
5	Spain	217.724
6	Japan	205.537
7	France	176.660
8	China-P.R.	167.114
9	Republic of Korea	160.681
10	Netherlands	156.039
11	Austria	142.842
12	Canada	139.379
13	Brazil	118.765
14	Denmark	116.401
15	Australia	98.917
16	Mexico	97.559
17	Sweden	90.395
18	Switzerland	75.478
19	Thailand	74.390
20	Colombia	73.320
21	Portugal	72.622
22	Argentina	72.265
23	South Africa	70.738
24	India	70.231
25	Ireland	70.180
26	Poland	66.452
27	Singapore	61.294
28	Hong Kong, China-P.R.	61.057
29	Chinese Taipei	57.199
30	Czech Republic	54.936
31	Greece	54.224
32	Finland	48.360
33	Philippines	45.729
34	Malaysia	45.721
35	Belgium	44.622
36	Chile	43.159
37	Indonesia	41.350
38	United Arab Emirates	40.566
39	Turkey	39.349
40	Peru	38.250

The estimated total number of participants to international meetings is calculated by multiplying the total number of meetings in a specific destination with the average number of participants per meeting in the same destination. This formula enables meetings where no accurate figures are known to be included in the estimated total.

Meeting planners are the real stars in Berlin.

We know all there is to know about
arranging meetings.

convention.visitBerlin.com

Do you need to arrange a meeting, convention or any other type of event at short notice? If so, the Berlin Convention Office is on hand 24/7 to give you all the support you need. We work closely with local partners across the city and can quickly provide you with relevant advice, help and information. With the Berlin Convention Office, you can rest assured that your event is in good hands.

convention.visitBerlin.com

Worldwide ranking: number of meetings per city

RANK	CITY	# MEETINGS
1	Paris	196
	Paris Convention Bureau	http://en.convention.parisinfo.com
2	Vienna	186
	HOFBURG Vienna Congress Center	www.hofburg.com/en
	Vienna Convention Bureau	www.vienna.convention.at
3	Barcelona	181
	Barcelona Convention Bureau	www.barcelonaconventionbureau.com
4	Berlin	176
5	London	153
	London & Partners	http://conventionbureau.london/associations
6	Singapore	151
	Singapore Exhibition and Convention Bureau™	www.visitsingapore.com/mice
7	Amsterdam	144
	Amsterdam Conference Centre Beurs van Berlage	https://beursvanberlage.com/why-amsterdam
	Madrid	144
	Madrid Convention Bureau	www.esmadrid.com/mcb/en/
	Madrid Exhibition and Congress Centre - IFEMA	www.ifema.es/convencionesycongresos_06
9	Lisbon	138
	Turismo de Lisboa Visitors & Convention Bureau	www.visitlisboa.com/convention-bureau
10	Seoul	137
11	Prague	126
	Prague Congress Centre	www.kcp.cz
12	Bangkok	121
	Bangkok Marriott Marquis Queen's Park	www.bangkokmarriottmarquis.com
13	Dublin	118
	The Convention Centre Dublin (The CCD)	www.theccd.ie
14	Copenhagen	115
	Wonderful Copenhagen Convention Bureau	www.copenhagencvb.com/copenhagen-convention-bureau
15	Beijing	113
16	Budapest	108
17	Buenos Aires	103
18	Stockholm	101
	Visit Stockholm AB	www.visitstockholm.com/meetingplanner
19	Hong Kong	99
20	Rome	96
21	Tokyo	95
22	Helsinki	92
23	Brussels	91
	visit.brussels	https://visit.brussels/en/lists/meetings-homepage
24	Taipei	83
25	Athens	79
	Shanghai	79
27	Edinburgh	76
	Lima	76
	Montreal, QC	76
	Tourisme Montréal	www.mtl.org/meetings

LOVE THE EVENT LOVE THE EXPERIENCE



London & Partners, the city's official convention bureau has the expertise to help associations maximise their London experience.

Take advantage of our free services:
www.conventionbureau.london/associations
🐦 @London_CVB 📞 +44 207 234 5833





WHERE
**INNOVATION,
GROWTH &
NEW OPPORTUNITIES**
MEET.

Singapore is an inspiring city with tremendous depth of expertise and breadth of experience in creating exciting opportunities through events. Its innovation capabilities combined with world-class infrastructure and award-winning venues make it the ideal place to turn your passion for growth into reality. It's where great minds converge, connect and collaborate. And new possibilities are created to shape the future. Let us help you take your business further, plan your next event at VisitSingapore.com/mice.



2016 Country & City rankings

Worldwide ranking: number of meetings per city

RANK	CITY	# MEETINGS
30	Warsaw	71
31	Porto	70
	Porto Convention Bureau	www.portocvb.com
32	Kuala Lumpur	68
33	Oslo	67
	VisitOSLO - Oslo Visitors and Convention Bureau	www.visitoslo.com/meetings
34	Mexico City	64
	Centro Citibanamex Mexico City	www.centrocitibanamex.com
	Santiago de Chile	64
36	Munich	63
	Sao Paulo	63
	Toronto, ON	63
	Business Events Toronto – Tourism Toronto	www.seetorontonow.com
39	Cape Town	62
	Istanbul	62
41	New York City, NY	61
	Sydney, NSW	61
43	Milan	59
44	Kyoto	58
	Melbourne, VIC	58
46	Washington, DC	57
47	Hamburg	54
	Ljubljana	54
	Ljubljana Tourism / Convention Bureau	www.meetinljubljana.com
49	Dubai	52
50	Glasgow	51
51	Belgrade	50
52	Rotterdam	49
	Rotterdam Partners - Convention Bureau	en.rotterdampartners.nl/conventions/
53	Boston, MA	48
	Massachusetts Conv. Center Authority / Boston Convention & Exhibition Center	www.SignatureBoston.com
	Montevideo	48
55	Vancouver, BC	47
	A111 Power of Conference Service	www.a111.com
56	Manila	46
	Rio de Janeiro	46
	Uppsala	46
59	Bogota	45
60	Panama City	44
61	Bali	43
62	Chicago, IL	42
	Medellin	42
	Medellin Convention & Visitors Bureau	www.medellinconventionbureau.com
	Zurich	42
65	Cracow	41

MAKE IT HAPPEN IN CANADA'S DOWNTOWN.

Team up with us in the nation's innovative centre of collaboration and be the next Toronto success story. Like the 2016 Alzheimer's Association Conference (AAIC), with an astounding 6,000 attendees from 70 countries. That's not all. World Congress on Pediatric Critical Care brought 2,500 guests to Toronto, shining light on world-leading pediatric institution SickKids hospital, while establishing strong partnerships in the health care field.

- **Home to North America's largest combined life sciences sector and ranked as a top 10 bio-medical sector in the world** – City of Toronto
- **2nd largest financial centre in North America and 7th in the world** – Banker Magazine
- **32% of the nation's technology sector is in Toronto, making it Canada's centre for technology research and development** – City of Toronto
- **#1 city in the world to live, work, and play** – The Economist

ALICE AU

Account Director,
Canada & International Congress
Business Events Toronto
Dir: +1 416 203 3819
M: +1 647 242 9935
E: aau@torcvb.com

BusinessEventsToronto.com

BUSINESS EVENTS
TORONTO

2016 Country & City rankings

Worldwide ranking: number of meetings per city

RANK	CITY	# MEETINGS
66	Gent	40
	Gothenburg	40
	San Francisco, Ca	40
69	New Delhi	39
70	Lyon-St. Etienne	38
	San Jose	38
72	Macao	37
	Reykjavik	37
	Meet in Reykjavik	www.MeetinReykjavik.is
74	Abu Dhabi	36
75	Florence	35
76	Brisbane, QLD	34
	A111 Power of Conference Service	www.a111.com
	Geneva	34
	Valencia	34
	Valencia Conference Centre	www.palcongres-vlc.com
79	Auckland	33
79	Riga	33
81	Bucharest	32
	Cartagena	32
	Zagreb	32
84	Busan	31
85	Frankfurt am Main	30
	Frankfurt Convention Bureau	www.frankfurt-convention-bureau.com
	Jeju	30
	The Hague	30
88	Miami, FL	29
	Montpellier	29
	St. Petersburg	29
	EXPOFORUM Convention & Exhibition Centre	http://expoforum-center.ru/en
	Vilnius	29
92	Leipzig	28
	Leipzig Tourismus und Marketing GmbH	www.do-it-at-leipzig.com
	Venice	28
94	Manchester	27
	Moscow	27
	Orlando, Fl	27
	Toulouse	27
98	Thessaloniki	26
	Wroclaw	26
100	Aarhus	25
	Cancun, Qr.	25
	Osaka	25
	Oxford	25
	Seattle, Wa	25
	Sevilla	25



PORTO

ICCA'S BEST ADDRESS



The Porto Convention & Visitors Bureau together with put partners and local growing scientific community, is eager to assist you on building the most memorable International Meeting. With our breathtaking venues, our wine culture and inspiring scenery, **Porto is ready to welcome your next Event.**

www.portocvb.com

TURISMO DE PORTUGAL  porto e norte

 ASSOCIAÇÃO DE TURISMO DO PORTO E NORTE
CONVENTION & VISITORS BUREAU

YOUR NEXT **ICCA** DESTINATION
#20 TOP **ICCA** EUROPEAN CITIES 2016



2016 Country & City rankings

Worldwide ranking: number of meetings per city

RANK	CITY	# MEETINGS
100*	Utrecht	25
107	Marseille-Aix	24
	Nantes	24
	Nice	24
	Quito	24
111	Atlanta, GA	23
	Bergen	23
	Colombo	23
	Dresden	23
	Fukuoka	23
	Tallinn	23
117	Asuncion	22
	Los Angeles, CA	22
	Torino	22
120	Bordeaux	21
	Bratislava	21
	Havana	21
	Kobe	21
	Yokohama	21
125	Bologna	20
	Chengdu	20
	Chiang Mai	20
	Kaohsiung	20
	Leuven	20
	Naples	20
	San Diego, Ca	20
	Trondheim	20
	Xi'an (Sian)	20
134	Brasilia, DF	19
	Cambridge	19
	Cascais	19
	Cologne	19
	Dubrovnik	19
	Groningen	19
	Hanoi	19
	Lausanne	19
	Marrakech	19
	New Orleans, LA	19
144	Basel	18
	A111 Power of Conference Service	www.a111.com
	Basel Tourism & Convention Bureau	www.basel.com/meeting
	Kigali	18
	Limassol	18
	Liverpool	18
	Mumbai	18

* Shared ranking from previous page

2016 Country & City rankings

Worldwide ranking: number of meetings per city

RANK	CITY	# MEETINGS
144*	Nanjing	18
	Philadelphia, Pa	18
	Strasbourg	18
152	Antwerp	17
	Austin, TX	17
	Birmingham	17
	Gdansk	17
	Malaga	17
	Québec City, QC	17
	Sapporo	17
	Tel Aviv	17
160	Durban	16
	Graz	16
	Graz Convention Bureau / Graz Tourism	www.graztourismus.at/congress
	Guangzhou	16
	Incheon	16
	Lille	16
	Luxembourg	16
	Maastricht	16
	Nagoya	16
	Tartu	16
169	Brno	15
	Delft	15
	Doha	15
	Eindhoven	15
	Florianopolis,Sc	15
	Foz Do Iguacu	15
	Granada	15
	Guadalajara	15
	Guatemala City	15
	Jakarta	15
	Nara	15
	Perth, WA	15
	Tampere	15
	Turku	15
	Valletta	15
	Wellington	15
	Wuhan	15
186	Banff, AB	14
	Belfast	14
	Berne	14
	Cork	14
	Honolulu, HI	14
	Houston, TX	14
	Innsbruck	14

* Shared ranking from previous page

2016 Country & City rankings

Worldwide ranking: number of meetings per city

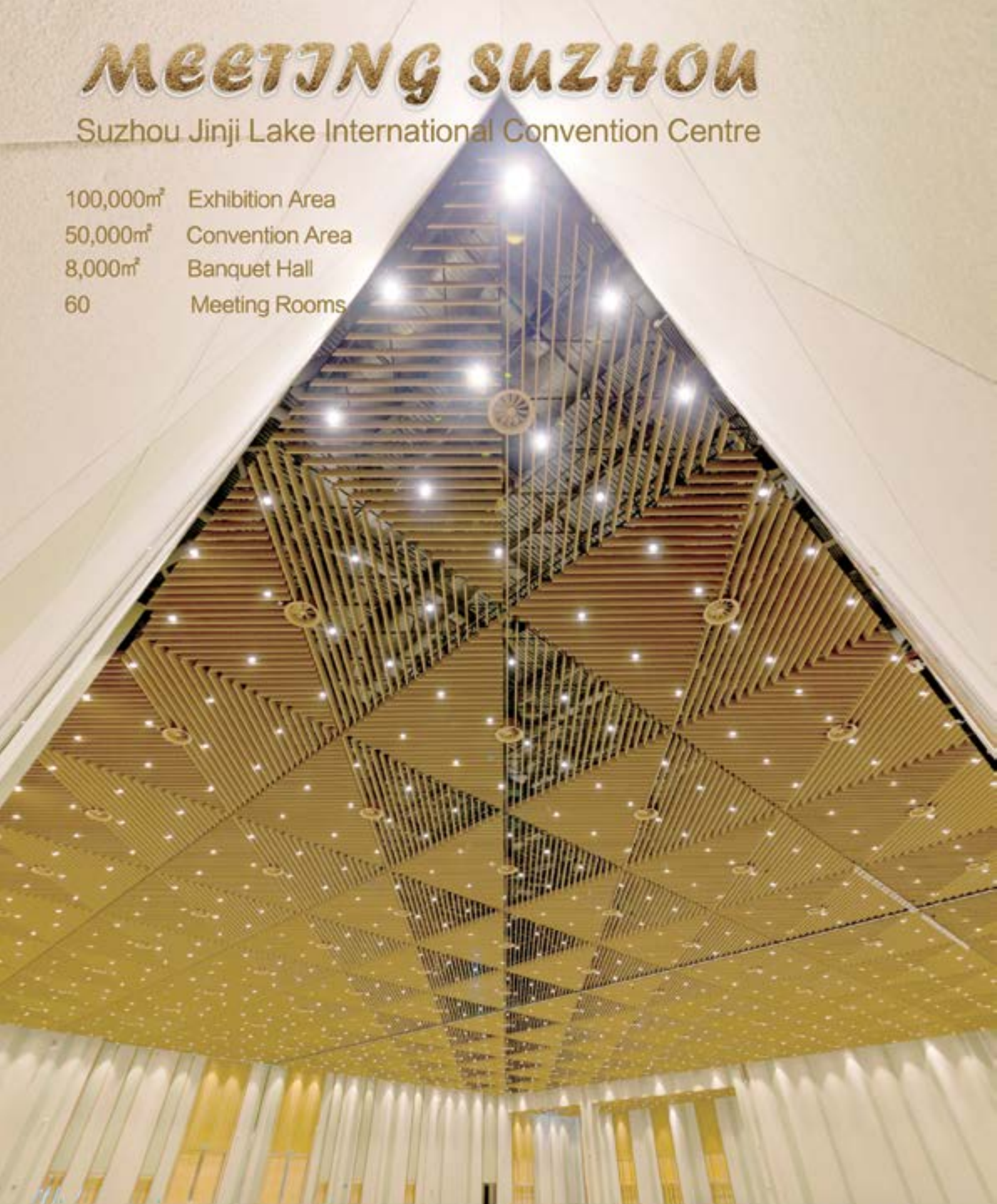
RANK	CITY	# MEETINGS
186*	Jerusalem	14
	Johannesburg	14
	Leeds	14
	Lund	14
	Malmö	14
	Poznan	14
	Sofia	14
	Stuttgart	14
	Trieste	14
	Yogyakarta	14
203	Antalya	13
	Bangalore	13
	Bilbao	13
	Cluj-Napoca	13
	Denver, CO	13
	Duesseldorf	13
	Nairobi	13
	Nuremberg	13
	Oulu	13
	Phuket	13
	Pisa	13
	San Juan	13
	Sendai	13
216	Addis Ababa	12
	United Nations Economic Commission for Africa - (UNECA)	www.uneca.org/ecacc
	Baltimore, MD	12
	Coimbra	12
	Cordoba	12
	Dallas, Tx	12
	Hangzhou	12
	Heidelberg	12
	Izmir	12
	Jyvaskyla	12
	Las Vegas, NV	12
	Leiden	12
	Linz	12
	Mendoza	12
	Odense	12
	Ottawa, ON	12
	Punta Cana	12
	Punta del Este	12
	Rosario	12
	Shenzhen	12
	St. Julians	12
	Stellenbosch	12

* Shared ranking from previous page

MEETING SUZHOU

Suzhou Jinji Lake International Convention Centre

- 100,000m² Exhibition Area
- 50,000m² Convention Area
- 8,000m² Banquet Hall
- 60 Meeting Rooms



苏州国际博览中心
Suzhou International Expo Centre
苏州金鸡湖国际会议中心
Suzhou Jinji Lake International Convention Centre

WWW.SZJICC.COM / +86 0512 62805150
688E, Suzhou Ave., Suzhou Industrial Park, Suzhou, Jiangsu Province, P.R. China



SuzhouExpo



2016 Country & City rankings

Worldwide ranking: number of meetings per city

RANK	CITY	# MEETINGS
216*	Suzhou	12
	Suzhou Jinji Lake International Convention Center	www.szjicc.com
	Verona	12
239	Aalborg	11
	Accra	11
	Bochum	11
	Bremen	11
	Cardiff	11
	Daejeon	11
	Galway	11
	Genova	11
	Grenoble	11
	Halifax, NS	11
	Hyderabad	11
	Penang Island	11
	Porto Alegre, Rs	11
	Puebla	11
	San Sebastian	11
	Sarajevo	11
	Tianjin	11
256	Adelaide, SA	10
	Amman	10
	Bonn	10
	Cairo	10
	Cebu City	10
	Crete	10
	Darmstadt	10
	Guimaraes	10
	Hannover	10
	Heraklion, Crete	10
	Ho Chi Minh City	10
	Kampala	10
	Lugano, Ti	10
	Minneapolis, MN	10
	Monte Carlo	10
	Monterrey	10
	Portland, Or	10
	Salzburg	10
	Sheffield	10
	Split	10
	Tbilisi	10
	Tours	10
	Trento	10
279	Antigua	9
	Brighton, Sussex	9
	Chania (Crete)	9
	Da Nang	9

* Shared ranking from previous page

2016 Country & City rankings

Worldwide ranking: number of meetings per city

RANK	CITY	# MEETINGS
279*	Gold Coast, Qld.	9
	Gyeongju	9
	Hiroshima	9
	Karlsruhe	9
	Kathmandu	9
	Kuching	9
	Liege	9
	Merida	9
	Nottingham	9
	Novi Sad	9
	Padova	9
	Qingdao	9
	Salta	9
	Tirana	9
	Valparaiso	9
	Victoria, BC	9
	Vina del Mar	9
	York	9
301	Bandung	8
	Beirut	8
	Canberra, ACT	8
	Catania, Sicily	8
	Chennai	8
	Cusco	8
	Espoo	8
	Hsinchu	8
	Interlaken	8
	Kanazawa	8
	Limerick	8
	Lucerne	8
	Manama	8
	Noordwijk	8
	Palma de Mallorca	8
	Potsdam	8
	Rhodes	8
	Santo Domingo	8
	Stavanger	8
	Taichung	8
	Tainan	8
	Varna	8
	Yangon	8
324	Angers	7
	Baku	7
	Bath	7
	Berkeley, CA	7

* Shared ranking from previous page

2016 Country & City rankings

Worldwide ranking: number of meetings per city

RANK	CITY	# MEETINGS
324*	Braga	7
	Brugge	7
	Cairns, QLD	7
	Cali	7
	Dhaka	7
	Enschede	7
	Freiburg (Im Breisgau)	7
	Guayaquil	7
	Halle	7
	Kita-Kyushu	7
	Kuwait City	7
	La Plata	7
	Larnaca	7
	Lulea	7
	Mainz	7
	Mar del Plata	7
	Monterey, Ca	7
	Munster	7
	Palermo	7
	Pittsburgh, Pa	7
	Portoroz	7
	Pune	7
	Rennes	7
	Salt Lake City, Ut	7
	Santa Fe, Nm	7
	Stanford, Ca	7
	Tshwane, Pretoria	7
	Ulan Bator	7
	Yerevan	7
357	Aachen	6
	Aberdeen	6
	Abidjan	6
	Aveiro	6
	Belo Horizonte	6
	Billund	6
	Bristol	6
	Daegu	6
	Dakar	6
	Essen	6
	Exeter	6
	Goettingen	6
	Jaipur	6
	La Paz	6
	Leicester	6
	Managua	6
	Messina	6

* Shared ranking from previous page

2016 Country & City rankings

Worldwide ranking: number of meetings per city

RANK	CITY	# MEETINGS
357*	Muscat	6
	Niagara Falls, ON	6
	Nicosia	6
	Puerto Varas	6
	Recife, Pe	6
	Rovaniemi	6
	Salamanca, SA	6
	Santa Barbara, Ca	6
	Santa Cruz	6
	Santiago de Compostela	6
	Siem Reap	6
	Siena	6
	St. Andrews	6
	Szeged	6
	Timisoara	6
	Tsukuba	6
	Waikoloa, Hi	6
	Würzburg	6
392	Abuja	5
	Alicante	5
	Ankara	5
	Arequipa	5
	Barranquilla	5
	Bergamo	5
	Campinas,Sao Paulo	5
	Changchun	5
	Chiba	5
	Christchurch	5
	Cincinnati, Oh	5
	Dalian	5
	Dar-Es-Salaam	5
	Davis, Ca	5
	Freising	5
	Goa	5
	Helsingor	5
	Ithaca, Ny	5
	Kaunas	5
	Kazan (Tatarstan)	5
	Kruger National Park	5
	Loughborough	5
	Matsue	5
	Miami Beach, Fl	5
	Montego Bay	5
	Niigata	5
	Pattaya	5
	Phnom-Penh	5

* Shared ranking from previous page

2016 Country & City rankings

Worldwide ranking: number of meetings per city

RANK	CITY	# MEETINGS
392*	Providence, Ri	5
	Puerto Vallarta, Jl	5
	Putrajaya	5
	Queenstown	5
	Queretaro	5
	Regensburg	5
	Reims	5
	Rostock	5
	Salerno	5
	Salvador (Bahia)	5
	Toyama	5
	Tromso	5
	Tucson, Az	5
	Tunis	5
	Victoria Falls	5
	Xiamen, Fj	5
	Others	2,010
	Totals	12,293

* Shared ranking from previous page

Please note that the total number of the city ranking is higher than the total of the country ranking because events sometimes take place in more than one city.

2016 Country & City rankings

Worldwide ranking: Estimated total number of participants per city

RANK	COUNTRY	# PARTICIPANTS
1	Vienna	119.887
2	Seoul	104.780
3	Barcelona	99.468
4	Copenhagen	99.359
5	London	91.756
6	Amsterdam	77.644
7	Paris	75.710
8	Rome	68.612
9	Beijing	65.947
10	Singapore	61.294
11	Hong Kong	61.057
12	Berlin	61.008
13	Dublin	59.568
14	Bangkok	55.330
15	Munich	53.282
16	Prague	50.416
17	Milan	48.639
18	Fukuoka	45.877
19	Buenos Aires	45.687
20	Tokyo	45.218
21	Toronto, ON	40.491
22	Melbourne, VIC	39.182
23	Lisbon	38.753
24	Orlando, FL	38.700
25	Madrid	37.694
26	Taipei	37.612
27	Mexico City	37.186
28	Montreal, QC	36.828
29	Sao Paulo	35.912
30	Stockholm	35.528
31	Shanghai	34.690
32	Cape Town	33.425
33	Santiago de Chile	33.054
34	Athens	32.341
35	Lima	32.188
36	Hamburg	32.091
37	Rio de Janeiro	31.376
38	Washington, DC	31.224
39	Helsinki	30.383
40	Kuala Lumpur	29.743

The estimated total number of participants to international meetings is calculated by multiplying the total number of meetings in a specific destination with the average number of participants per meeting in the same destination. This formula enables meetings where no accurate figures are known to be included in the estimated total.

2016 Country & City rankings

Europe ranking: number of meetings per country


RANK	COUNTRY	# MEETINGS
1	Germany	689
2	United Kingdom	582
3	France	545
4	Spain	533
5	Italy	468
6	Netherlands	368
7	Portugal	287
8	Austria	268
9	Sweden	260
10	Poland	195
11	Belgium	194
12	Switzerland	184
	Switzerland Convention & Incentive Bureau (SCIB)	www.MySwitzerland.com/meetings
13	Denmark	180
14	Finland	178
15	Greece	168
16	Ireland	157
17	Czech Republic	156
18	Norway	144
19	Hungary	129
20	Turkey	103
21	Russia	76
22	Croatia	75
23	Slovenia	73
24	Romania	69
25	Serbia	66
26	Estonia	44
27	Lithuania	42
28	Cyprus	40
	Cyprus Tourism Organisation	www.visitcyprus.com
	Iceland	40
30	Latvia	38
	Malta	38
	Conventions Malta	http://conventionsmalta.com/
32	Slovak Republic	33
33	Bulgaria	31
34	Luxembourg	19
35	Bosnia-Herzegovina	13
36	Georgia	11
37	Monaco	10
38	Albania	9
39	Montenegro	8
	Ukraine	8
41	Form.Yugosl.Rep.Macedonia	5
	Others	12
	Totals	6,548

Europe ranking: number of meetings per city

RANK	CITY	# MEETINGS
1	Paris	196
	Paris Convention Bureau	http://en.convention.parisinfo.com
2	Vienna	186
3	Barcelona	181
	Barcelona Convention Bureau	www.barcelonaconventionbureau.com
4	Berlin	176
5	London	153
6	Amsterdam	144
	Amsterdam Conference Centre Beurs van Berlage	https://beursvanberlage.com/why-amsterdam
6	Madrid	144
	Madrid Convention Bureau	www.esmadrid.com/mcb/en/
8	Lisbon	138
9	Prague	126
10	Dublin	118
	The Convention Centre Dublin (The CCD)	www.theccd.ie
11	Copenhagen	115
	Wonderful Copenhagen Convention Bureau	www.copenhagencvb.com/copenhagen-convention-bureau
12	Budapest	108
13	Stockholm	101
	Visit Stockholm AB	www.visitstockholm.com/meetingplanner
14	Rome	96
15	Helsinki	92
16	Brussels	91
17	Athens	79
18	Edinburgh	76
19	Warsaw	71
20	Porto	70
21	Oslo	67
22	Munich	63
23	Istanbul	62
24	Milan	59
25	Hamburg	54
	Ljubljana	54
	Ljubljana Tourism / Convention Bureau	www.meetinljubljana.com
27	Glasgow	51
28	Belgrade	50
29	Rotterdam	49
	Rotterdam Partners - Convention Bureau	en.rotterdampartners.nl/conventions/
30	Uppsala	46
31	Zurich	42
32	Cracow	41
33	Gent	40
	Gothenburg	40
35	Lyon-St. Etienne	38
36	Reykjavik	37
	Meet in Reykjavik	www.MeetinReykjavik.is
37	Florence	35

EXPOFORUM

CONVENTION AND EXHIBITION CENTRE



CONVENTIONS
UP TO **10 000**
PARTICIPANTS



EXHIBITIONS
UP TO **50 000**
SQ. M GROSS



CONCERTS
UP TO **10 000**
SPECTATORS

BANQUETS
UP TO **6 500**
GUESTS



SPORT EVENTS
UP TO **5 000**
SPECTATORS



EXPOFORUM

ST. PETERSBURG, RUSSIA

EXPOFORUM-CENTER.RU



2016 Country & City rankings

Europe ranking: number of meetings per city

RANK	CITY	# MEETINGS
38	Geneva	34
	Valencia	34
	Valencia Conference Centre	www.palcongres-vlc.com
40	Riga	33
41	Bucharest	32
	Zagreb	32
43	Frankfurt am Main	30
	Frankfurt Convention Bureau	www.frankfurt-convention-bureau.com
	The Hague	30
45	Montpellier	29
	St. Petersburg	29
	EXPOFORUM Convention & Exhibition Centre	http://expoforum-center.ru/en
	Vilnius	29
48	Leipzig	28
	Leipzig Tourismus und Marketing GmbH	www.do-it-at-leipzig.com
	Venice	28
50	Manchester	27
	Moscow	27
	Toulouse	27
53	Thessaloniki	26
	Wroclaw	26
55	Aarhus	25
	Oxford	25
	Sevilla	25
	Utrecht	25
59	Marseille-Aix	24
	Nantes	24
	Nice	24
62	Bergen	23
	Dresden	23
	Tallinn	23
65	Torino	22
66	Bordeaux	21
	Bratislava	21
68	Bologna	20
	Leuven	20
	Naples	20
	Trondheim	20
72	Cambridge	19
	Cascais	19
	Cologne	19
	Dubrovnik	19
	Groningen	19
	Lausanne	19
78	Basel	18
	A111 Power of Conference Service	www.a111.com
	Basel Tourism & Convention Bureau	www.basel.com/meeting

Europe ranking: number of meetings per city

RANK	CITY	# MEETINGS
78*	Limassol	18
	Liverpool	18
	Strasbourg	18
82	Antwerp	17
	Birmingham	17
	Gdansk	17
	Malaga	17
86	Graz	16
	Graz Convention Bureau / Graz Tourism	www.graztourismus.at/congress
	Lille	16
	Luxembourg	16
	Maastricht	16
	Tartu	16
91	Brno	15
	Delft	15
	Eindhoven	15
	Granada	15
	Tampere	15
	Turku	15
	Valletta	15
98	Belfast	14
	Berne	14
	Cork	14
	Innsbruck	14
	Leeds	14
	Lund	14
	Malmö	14
	Poznan	14
	Sofia	14
	Stuttgart	14
	Trieste	14
109	Antalya	13
	Bilbao	13
	Cluj-Napoca	13
	Duesseldorf	13
	Nuremberg	13
	Oulu	13
	Pisa	13
116	Coimbra	12
	Heidelberg	12
	Izmir	12
	Jyvaskyla	12
	Leiden	12
	Linz	12
	Design Center Linz	www.design-center.at

2016 Country & City rankings

Europe ranking: number of meetings per city

RANK	CITY	# MEETINGS
116*	Odense	12
	St. Julians	12
	Verona	12
125	Aalborg	11
	Bochum	11
	Bremen	11
	Cardiff	11
	Galway	11
	Genova	11
	Grenoble	11
	San Sebastian	11
	Sarajevo	11
134	Bonn	10
	Crete	10
	Darmstadt	10
	Guimaraes	10
	Hannover	10
	Heraklion, Crete	10
	Lugano,Ti	10
	Monte Carlo	10
	Salzburg	10
	Sheffield	10
	Split	10
	Tbilisi	10
	Tours	10
	Trento	10
148	Brighton, Sussex	9
	Chania (Crete)	9
	Karlsruhe	9
	Liege	9
	Nottingham	9
	Novi Sad	9
	Padova	9
	Tirana	9
	York	9
157	Catania, Sicily	8
	Espoo	8
	Interlaken	8
	Limerick	8
	Lucerne	8
	Noordwijk	8
	Palma de Mallorca	8
	Potsdam	8
	Rhodes	8
	Stavanger	8
	Varna	8

* Shared ranking from previous page

Europe ranking: number of meetings per city

RANK	CITY	# MEETINGS
168	Angers	7
	Bath	7
	Braga	7
	Brugge	7
	Enschede	7
	Freiburg (Im Breisgau)	7
	Halle	7
	Larnaca	7
	Lulea	7
	Mainz	7
	Munster	7
	Palermo	7
	Portoroz	7
	Rennes	7
182	Aachen	6
	Aberdeen	6
	Aveiro	6
	Billund	6
	Bristol	6
	Essen	6
	Exeter	6
	Goettingen	6
	Leicester	6
	Messina	6
	Nicosia	6
	Rovaniemi	6
	Salamanca, SA	6
	Santiago de Compostela	6
	Siena	6
	St. Andrews	6
	Szeged	6
	Timisoara	6
	Würzburg	6
201	Alicante	5
	Ankara	5
	Bergamo	5
	Freising	5
	Helsingor	5
	Kaunas	5
	Kazan (Tatarstan)	5
	Loughborough	5
	Regensburg	5
	Reims	5
	Rostock	5
	Salerno	5
	Tromso	5
	Others	933
	Totals	6,585

2016 Country & City rankings

Asia Pacific & Middle East rankings: number of meetings per country

RANK	COUNTRY	# MEETINGS
1	China-P.R.	410
	Japan	410
3	Republic of Korea	267
4	Australia	211
5	Thailand	174
6	Singapore	151
7	India	143
8	Chinese Taipei	141
9	Malaysia	115
10	Hong Kong, China-P.R.	99
11	Indonesia	94
12	United Arab Emirates	92
13	New Zealand	67
14	Philippines	66
15	Vietnam	48
16	Macao, China-P.R.	37
17	Israel	34
18	Sri Lanka	25
19	Qatar	15
20	Cambodia	12
21	Myanmar	11
22	Jordan	10
23	Fiji	9
	Lebanon	9
	Nepal	9
26	Armenia	8
	Bahrain	8
	Iran	8
	Kuwait	8
30	Azerbaijan	7
	Bangladesh	7
	Mongolia	7
	Oman	7
34	Saudi Arabia	6
35	Pakistan	5
	Others	19
	Totals	2,749

2016 Country & City rankings

Asia Pacific & Middle East rankings: number of meetings per city

RANK	CITY	# MEETINGS
1	Singapore	151
2	Seoul	137
3	Bangkok	121
4	Beijing	113
5	Hong Kong	99
6	Tokyo	95
7	Taipei	83
8	Shanghai	79
9	Kuala Lumpur	68
10	Sydney, NSW	61
11	Kyoto	58
	Melbourne, VIC	58
13	Dubai	52
14	Manila	46
15	Bali	43
16	New Delhi	39
17	Macao	37
18	Abu Dhabi	36
19	Brisbane, QLD	34
20	Auckland	33
21	Busan	31
22	Jeju	30
23	Osaka	25
24	Colombo	23
	Fukuoka	23
26	Kobe	21
	Yokohama	21
28	Chengdu	20
	Chiang Mai	20
	Kaohsiung	20
	Xi'an (Sian)	20
32	Hanoi	19
33	Mumbai	18
	Nanjing	18
35	Sapporo	17
	Tel Aviv	17
37	Guangzhou	16
	Incheon	16
	Nagoya	16
40	Doha	15
	Jakarta	15
	Nara	15
	Perth, WA	15
	Wellington	15
	Wuhan	15
46	Jerusalem	14
	Yogyakarta	14

2016 Country & City rankings

Asia Pacific & Middle East rankings: number of meetings per city

RANK	CITY	# MEETINGS
48	Bangalore	13
	Phuket	13
	Sendai	13
51	Hangzhou	12
	Shenzhen	12
	Suzhou	12
54	Daejeon	11
	Hyderabad	11
	Penang Island	11
	Tianjin	11
58	Adelaide, SA	10
	Amman	10
	Cebu City	10
	Ho Chi Minh City	10
62	Da Nang	9
	Gold Coast, Qld.	9
	Gyeongju	9
	Hiroshima	9
	Kathmandu	9
	Kuching	9
	Qingdao	9
69	Bandung	8
	Beirut	8
	Canberra, ACT	8
	Chennai	8
	Hsinchu	8
	Kanazawa	8
	Manama	8
	Taichung	8
	Tainan	8
	Yangon	8
79	Baku	7
	Cairns, QLD	7
	Dhaka	7
	Kita-Kyushu	7
	Kuwait City	7
	Pune	7
	Ulan Bator	7
	Yerevan	7
87	Daegu	6
	Jaipur	6
	Muscat	6
	Siem Reap	6
	Tsukuba	6
92	Changchun	5
	Chiba	5

2016 Country & City rankings

Asia Pacific & Middle East rankings: number of meetings per city

RANK	CITY	# MEETINGS
92*	Christchurch	5
	Dalian	5
	Goa	5
	Matsue	5
	Niigata	5
	Pattaya	5
	Phnom-Penh	5
	Putrajaya	5
	Queenstown	5
	Toyama	5
	Xiamen, Fj	5
	Others	358
	Totals	2,763

* Shared ranking from previous page

Please note that the total number of the city ranking is higher than the total of the country ranking because events sometimes take place in more than one city.

2016 Country & City rankings

Latin— & North America ranking: number of meetings per country

RANK	COUNTRY	# MEETINGS
1	U.S.A.	934
2	Canada	287
3	Brazil	244
4	Argentina	188
5	Mexico	182
6	Colombia	147
7	Chile	104
8	Peru	98
9	Uruguay	69
10	Panama	45
11	Costa Rica	43
12	Ecuador	36
13	Paraguay	29
14	Dominican Republic	25
	Guatemala	25
16	Cuba	23
17	Puerto Rico	17
18	Bolivia	16
19	Honduras	7
	Jamaica	7
21	Nicaragua	6
	Others	36
	Totals	2,568

2016 Country & City rankings

Latin— & North America ranking: number of meetings per city

RANK	CITY	# MEETINGS
1	Buenos Aires	103
2	Lima	76
	Montreal, QC	76
	Tourisme Montréal	www.mtl.org/meetings
4	Mexico City	64
	Santiago de Chile	64
6	Sao Paulo	63
	Toronto, ON	63
8	New York City, NY	61
9	Washington, DC	57
10	Boston, MA	48
	Massachusetts Conv. Center Authority / Boston Convention & Exhibition Center	www.SignatureBoston.com
	Montevideo	48
12	Vancouver, BC	47
	A111 Power of Conference Service	www.a111.com
13	Rio de Janeiro	46
14	Bogota	45
15	Panama City	44
16	Chicago, IL	42
	Medellin	42
	Medellin Convention & Visitors Bureau	www.medellinconventionbureau.com
18	San Francisco, Ca	40
19	San Jose	38
20	Cartagena	32
21	Miami, FL	29
22	Orlando, Fl	27
23	Cancun, Qr.	25
	Seattle, Wa	25
25	Quito	24
26	Atlanta, GA	23
27	Asuncion	22
	Los Angeles, CA	22
29	Havana	21
30	San Diego, Ca	20
31	Brasilia, DF	19
	New Orleans, LA	19
33	Philadelphia, Pa	18
34	Austin, TX	17
	Québec City, QC	17
36	Florianopolis,Sc	15
	Foz Do Iguacu	15
	Guadalajara	15
	Guatemala City	15
40	Banff, AB	14
	Honolulu, HI	14
	Houston, TX	14

2016 Country & City rankings

Latin— & North America ranking: number of meetings per city

RANK	CITY	# MEETINGS	
43	Denver, CO	13	
	San Juan	13	
45	Baltimore, MD	12	
	Cordoba	12	
	Dallas, Tx	12	
	Las Vegas, NV	12	
	Mendoza	12	
	Ottawa, ON	12	
	Punta Cana	12	
	Punta del Este	12	
	Rosario	12	
	54	Halifax, NS	11
Porto Alegre, Rs		11	
Puebla		11	
57	Minneapolis, MN	10	
	Monterrey	10	
	Portland, Or	10	
60	Antigua	9	
	Merida	9	
	Salta	9	
	Valparaiso	9	
	Victoria, BC	9	
	Vina del Mar	9	
66	Cusco	8	
	Santo Domingo	8	
68	Berkeley, CA	7	
	Cali	7	
	Guayaquil	7	
	La Plata	7	
	Mar del Plata	7	
	Monterey, Ca	7	
	Pittsburgh, Pa	7	
	Salt Lake City, Ut	7	
	Santa Fe, Nm	7	
	Stanford, Ca	7	
	78	Belo Horizonte	6
		La Paz	6
		Managua	6
Niagara Falls, ON		6	
Puerto Varas		6	
Recife, Pe		6	
Santa Barbara, Ca		6	
Santa Cruz		6	
Waikoloa, Hi		6	
87	Arequipa	5	
	Barranquilla	5	

2016 Country & City rankings

Latin— & North America ranking: number of meetings per city

RANK	CITY	# MEETINGS
87*	Campinas,Sao Paulo	5
	Cincinnati, Oh	5
	Davis, Ca	5
	Ithaca, Ny	5
	Miami Beach, Fl	5
	Montego Bay	5
	Providence, Ri	5
	Puerto Vallarta,Jl	5
	Queretaro	5
	Salvador (Bahia)	5
	Tucson, Az	5
	Others	595
	Totals	2,580

* Shared ranking from previous page

Please note that the total number of the city ranking is higher than the total of the country ranking because events sometimes take place in more than one city.

2016 Country & City rankings

Africa ranking: number of meetings per country

RANK	COUNTRY	# MEETINGS
1	South Africa	125
2	Morocco	37
3	Egypt	18
	Kenya	18
	Rwanda	18
6	Ghana	13
7	Ethiopia	12
8	Nigeria	11
9	Tanzania	10
	Uganda	10
11	Tunisia	8
12	Algeria	7
	Botswana	7
	Ivory Coast	7
	Senegal	7
	Zimbabwe	7
17	Mauritius	6
18	Cameroon	5
	Others	36
	Totals	362

2016 Country & City rankings

Africa ranking: number of meetings per city

RANK	CITY	# MEETINGS
1	Cape Town	62
2	Marrakech	19
3	Kigali	18
4	Durban	16
5	Johannesburg	14
6	Nairobi	13
7	Addis Ababa	12
	United Nations Economic Commission for Africa - (UNECA)	www.uneca.org/ecacc
	Stellenbosch	12
9	Accra	11
10	Cairo	10
	Kampala	10
12	Tshwane, Pretoria	7
13	Abidjan	6
	Dakar	6
15	Abuja	5
	Dar-Es-Salaam	5
	Kruger National Park	5
	Tunis	5
	Victoria Falls	5
	Others	124
	Totals	365

Please note that the total number of the city ranking is higher than the total of the country ranking because events sometimes take place in more than one city.



ICCA Head Office

Alpha Tower
De Entree 57
1101 BH Amsterdam
The Netherlands

Phone
+31 20 398 1919
Email icca@iccaworld.org
Website
www.iccaworld.org

Direct phone numbers:
Research
+31 20 398 1914
Events
+31 20 398 1910
Marketing
+31 20 398 1963
Membership
+31 20 398 1904

ICCA Asia Pacific
Regional Office
Global Research Centre

Suite 7.03,
PJ Tower
Amcorp Trade Centre
18 Persiaran Barat,
46050 Petaling Jaya,
Selangor
Malaysia

Phone
+60 3 7955 3343
Email
asiapacific@iccaworld.org

ICCA Latin American
Regional Office

Montevideo
Uruguay

Phone
+598 2 901 1824
Email latino@iccaworld.org

ICCA North American
Regional Office

Box 6833
Freehold, New Jersey
07728-6833
U.S.A.

Phone
+1 732 851 6603
Email
n.america@iccaworld.org

ICCA African
Regional Office

PostNet Suite #112
Private Bag X15
7129 Somerset West
South Africa

Phone
+27 84 056 5544
Email
africa@iccaworld.org

ICCA Middle East
Regional Office

Dubai Association Ctr./
Dubai World Trade Ctr.,
Office 24
Level 7
Sheikh Rashid Tower
PO BOX 32235
Dubai
United Arab Emirates

Phone
+ 971 56 5778535
Email
middle.east@iccaworld.org